

# CBI<sup>®</sup> Through Hole

## Circuit Board Indicator Selector Guide



# Clear Innovation

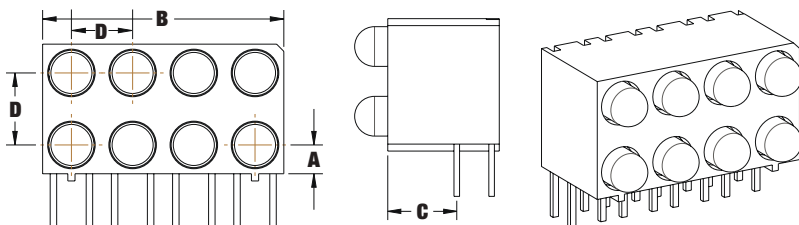
Dialight's circuit board indicators are available through our extensive line of sales representatives and distributors worldwide. For a complete listing that includes the ability to check stock status at our distribution partners, please visit our website at [www.dialightsignalsandcomponents.com](http://www.dialightsignalsandcomponents.com).

The most current version of this catalog will always be available at the link below:  
<https://bit.ly/3G7zDC9>

## Index

<b>2mm</b>		<b>4mm</b>	
<a href="#">2mm LED CBI</a> .....	3	<a href="#">4mm LED CBI</a> .....	8
<a href="#">2mm Quad LED CBI</a> .....	3	<a href="#">4mm Bi-Level LED CBI</a> .....	8
<a href="#">2mm Bi-Level LED CBI</a> .....	3	<a href="#">2mm x 4mm Rectangular Bi-Level LED CBI</a> .....	8
<a href="#">2mm Bi-Level Ganged Array LED CBI</a> .....	3	<a href="#">2mm x 4mm Quad Rectangular Bi-Level LED CBI</a> .....	8
<a href="#">2mm Tri-Level LED CBI</a> .....	3	<a href="#">2mm x 4mm Rectangular Quad-Level LED CBI</a> .....	8
<b>3mm</b>		<a href="#">2mm x 5mm Rectangular LED CBI</a> .....	8
<a href="#">3mm LED CBI</a> .....	4	<b>5mm</b>	
<a href="#">3mm 3-Leaded Bi-Color LED CBI</a> .....	4	<a href="#">2mm x 7mm Rectangular LED CBI</a> .....	9
<a href="#">3mm Bi-Level 3-Leaded CBI</a> .....	5	<a href="#">5mm LED CBI</a> .....	9
<a href="#">3mm Tri-Block LED CBI</a> .....	5	<a href="#">5mm 3-Leaded Bi-Color LED CBI</a> .....	10
<a href="#">3mm Quad LED CBI</a> .....	5	<a href="#">5mm 3-Leaded Bi-Color LED CBI, Offset Cathode</a> .....	10
<a href="#">3mm Bi-Level LED CBI</a> .....	5	<a href="#">5mm Dual LED CBI</a> .....	10
<a href="#">3mm Ganged Array LED CBI</a> .....	6	<a href="#">5mm Tri-Block LED CBI</a> .....	10
<a href="#">3mm High Density Narrow Bi-Level LED CBI</a> .....	6	<a href="#">5mm Quad LED CBI</a> .....	11
<a href="#">3mm Bi-Level Array LED CBI</a> .....	6	<a href="#">5mm Bi-Level LED CBI</a> .....	11
<a href="#">3mm Bi-Level LED CBI Backlighting</a> .....	6	<a href="#">5mm 4-Leaded Tri-Color R/G/B LED CBI</a> .....	11
<a href="#">3mm Tri-Level LED CBI</a> .....	7	<a href="#">Circuit Board Indicators</a> .....	12
<a href="#">3mm Quad-Level LED CBI</a> .....	7	<a href="#">Panel Mount Indicators</a> .....	13

## Dimension Descriptions



- A** The dimension from the center of the LED to the top of the circuit board.
- B** The dimension of the pitch required to mount multiple parts.  
*Note: The drawing to the left shows the width of the product. The pitch required is slightly larger to allow for clearance between adjacent parts.*
- C** The dimension from the front of the housing to the center of the first lead.
- D** The dimension between LEDs, center to center.  
*Note: When applicable, both horizontal and vertical dimensions are given.*

2mm	LED from PCB (a)	Housing mounts on x Pitch (b)	Front of housing to center of lead (c)	Distance between LEDs (d)	Available Colors	Additional Options
-----	------------------	-------------------------------	--	---------------------------	------------------	--------------------

## 2mm LED CBI

	<a href="#">555-2xxx F</a>	0.125 (3.18mm)	0.100 (2.54mm)	0.040 (1.02mm)	-	<ul style="list-style-type: none"> <li>● R</li> <li>● G</li> <li>● Y</li> </ul>	Integral Resistor 5V, 24V
	<a href="#">555-3xxx F</a>	0.250 (6.35mm)	0.100 (2.54mm)	-	-	<ul style="list-style-type: none"> <li>● R</li> <li>● G</li> <li>● Y</li> </ul>	Integral Resistor 5V, 24V

## 2mm Quad LED CBI

	<a href="#">555-4xxx F</a>	0.125 (3.18mm)	0.405 (10.29mm)	0.040 (1.02mm)	0.098 (2.48mm)	<ul style="list-style-type: none"> <li>● R</li> <li>● G</li> <li>● Y</li> </ul>	Integral Resistor 5V, 24V
	<a href="#">555-5xxx F</a>	0.250 (6.35mm)	0.405 (10.29mm)	-	0.098 (2.48mm)	<ul style="list-style-type: none"> <li>● R</li> <li>● G</li> <li>● Y</li> </ul>	Integral Resistor 5V, 24V

## 2mm Bi-Level LED CBI

	<a href="#">571-01xx F</a>	0.100 (2.54mm)	0.100 (2.54mm)	0.190 (4.83mm)	.150 (3.81mm)	<ul style="list-style-type: none"> <li>● R ● R</li> <li>● R ● G</li> <li>● G ● G</li> <li>● Y ● G</li> <li>● Y ● Y</li> </ul>	-
--	----------------------------	-------------------	-------------------	-------------------	------------------	---	---

## 2mm Bi-Level Ganged Array LED CBI

	<a href="#">571-01xx-10x F</a>	0.100 (2.54mm)	0.100 (2.54mm)	0.190 (4.83mm)	.150 (3.81mm)	<ul style="list-style-type: none"> <li>● R ● R</li> <li>● R ● G</li> <li>● G ● G</li> <li>● Y ● G</li> <li>● Y ● Y</li> </ul>	-
--	--------------------------------	-------------------	-------------------	-------------------	------------------	---	---

## 2mm Tri-Level LED CBI

	<a href="#">570-0100-xxx F</a>	.070 (1.78mm)	.200 (5.08mm)	.269 (6.84mm)	.130 (3.30mm)	<ul style="list-style-type: none"> <li>● R ● R ● R</li> <li>● R ● Y ● G</li> <li>● G ● G ● G</li> <li>● Y ● Y ● Y</li> </ul>	(DIN 41494 compatible)
--	--------------------------------	------------------	------------------	------------------	------------------	--	------------------------

3mm	LED from PCB (a)	Housing mounts on x Pitch (b)	Front of housing to center of lead (c)	Distance between LEDs (d)	Available Colors	Additional Options
-----	------------------	-------------------------------	--	---------------------------	------------------	--------------------

## 3mm LED CBI


	<a href="#">551-xx01F</a>	0.197 (5mm)	0.200 (5.08mm)	0.269 (6.84mm)	-	<ul style="list-style-type: none"> <li><span style="color: green;">●</span> G</li> <li><span style="color: yellow;">●</span> Y</li> <li><span style="color: red;">●</span> R</li> <li><span style="color: blue;">●</span> B</li> <li><span style="color: orange;">●</span> O</li> </ul>	Integral Resistor, 5V Low Current Bi-Color Reverse Polarity (DIN 41494 compatible)
	<a href="#">551-xx02F</a>	0.1 (2.54mm)	0.175 (4.45mm)	0.27 (6.86mm)	-	<ul style="list-style-type: none"> <li><span style="color: green;">●</span> G</li> <li><span style="color: yellow;">●</span> Y</li> <li><span style="color: red;">●</span> R</li> </ul>	Integral Resistor, 5V Low Current Bi-Color Reverse Polarity
	<a href="#">551-xx03F</a>	0.25 (6.35mm)	0.185 (4.70mm)	0.14 (3.6mm)	-	<ul style="list-style-type: none"> <li><span style="color: green;">●</span> G</li> <li><span style="color: yellow;">●</span> Y</li> <li><span style="color: red;">●</span> R</li> <li><span style="color: blue;">●</span> B</li> </ul>	Integral Resistor, 5V Low Current Bi-Color Reverse Polarity
	<a href="#">551-xx04F</a>	0.45 (11.4mm)	0.185 (4.70mm)	0.14 (3.6mm)	-	<ul style="list-style-type: none"> <li><span style="color: green;">●</span> G</li> <li><span style="color: yellow;">●</span> Y</li> <li><span style="color: red;">●</span> R</li> <li><span style="color: blue;">●</span> B</li> </ul>	Integral Resistor, 5V Low Current Bi-Color Reverse Polarity
	<a href="#">551-xx07F</a>	0.2 (5.08mm)	0.175 (4.45mm)	0.175 (4.45mm)	-	<ul style="list-style-type: none"> <li><span style="color: green;">●</span> G</li> <li><span style="color: yellow;">●</span> Y</li> <li><span style="color: red;">●</span> R</li> <li><span style="color: blue;">●</span> B</li> <li><span style="color: orange;">●</span> O</li> </ul>	Integral Resistor, 5V Low Current Bi-Color Reverse Polarity
	<a href="#">551-xx09F</a>	0.12 (3.05mm)	0.165 (4.19mm)	0.16 (4.06mm)	-	<ul style="list-style-type: none"> <li><span style="color: green;">●</span> G</li> <li><span style="color: yellow;">●</span> Y</li> <li><span style="color: red;">●</span> R</li> <li><span style="color: blue;">●</span> B</li> <li><span style="color: orange;">●</span> O</li> </ul>	Integral Resistor, 5V Low Current Bi-Color Reverse Polarity
	<a href="#">551-xx11F</a>	0.2 (5.08mm)	0.165 (4.19mm)	0.247 (6.27mm)	-	<ul style="list-style-type: none"> <li><span style="color: green;">●</span> G</li> <li><span style="color: yellow;">●</span> Y</li> <li><span style="color: red;">●</span> R</li> <li><span style="color: blue;">●</span> B</li> </ul>	Low Current (DIN 41494 compatible)

## 3mm 3-Leaded Bi-Color LED CBI



	<a href="#">551-3508-801NF</a>	0.15 (3.81mm)	0.2 (5.08mm)	0.18 (4.57mm)	-	<span style="color: red;">●</span> R <span style="color: green;">●</span> G	-
	<a href="#">551-3513F</a>	0.1 (2.54mm)	.300 (7.62mm)	0.2 (5.08mm)	-	<span style="color: red;">●</span> R <span style="color: green;">●</span> G	-

3mm	LED from PCB (a)	Housing mounts on x Pitch (b)	Front of housing to center of lead (c)	Distance between LEDs (d)	Available Colors	Additional Options
-----	------------------	-------------------------------	--	---------------------------	------------------	--------------------


### 3mm Bi-Level 3-Leaded CBI

	<a href="#">553-3511-600F</a>	0.1 (2.54mm)	.300 (7.62mm)	0.2 (5.08mm)	Vertical 0.2 (5.08mm)	● R ● G	-
---	-------------------------------	-----------------	------------------	-----------------	-----------------------------	---------	---





### 3mm Tri-Block LED CBI

	<a href="#">551-xx06-003F</a>	0.1 (2.54mm)	0.54 (13.72mm)	0.2 (5.08mm)	0.18 (4.57mm)	● G ● Y ● R	Low Current Bi-Color
	<a href="#">551-xx07-003F</a>	0.2 (5.08mm)	0.54 (13.72mm)	0.2 (5.08mm)	0.18 (4.57mm)	● G ● Y ● R	Low Current

### 3mm Quad LED CBI

	<a href="#">551-xx07-004F</a>	0.2 (5.08mm)	0.68 (17.27mm)	0.175 (4.45mm)	0.170 (4.32mm)	● G ● Y ● R ● O	Integral Resistor, 5V Low Current Bi-Color Reverse Polarity
---	-------------------------------	-----------------	-------------------	-------------------	-------------------	--------------------------	--

### 3mm Bi-Level LED CBI

	<a href="#">553-xxxxF</a>	0.1 (2.54mm)	0.175 (4.45mm)	0.175 (4.45mm)	0.2 (5.08mm)	● G ● Y ● R ● B ● O	Integral Resistor, 5V Low Current Bi-Color Reverse Polarity Non-Diffused Blank Position
	<a href="#">553-xxxx-200F</a>	0.100 (2.54mm)	0.175 (4.45mm)	0.269 (6.84mm)	0.2 (5.08mm)	● R ● G ● Y ● O ● B	Integral Resistor, 5V Low Current Bi-Color Reverse Polarity Non-Diffused (DIN 41494 compatible) Blank Position
	<a href="#">553-xxxx-300F</a>	0.1 (2.54mm)	0.2 (5.08mm)	0.2 (5.08mm)	0.2 (5.08mm)	● R ● G ● Y ● O ● B	Integral Resistor, 5V Low Current Bi-Color Reverse Polarity Non-Diffused Blank
	<a href="#">553-xxxx-400F</a>	0.1 (2.54mm)	0.2 (5.08mm)	0.269 (6.84mm)	0.2 (5.08mm)	● R ● G ● Y ● O ● B	Integral Resistor, 5V Low Current Bi-Color Reverse Polarity Non-Diffused (DIN 41494 compatible)

3mm	LED from PCB (a)	Housing mounts on x Pitch (b)	Front of housing to center of lead (c)	Distance between LEDs (d)	Available Colors	Additional Options
-----	------------------	-------------------------------	--	---------------------------	------------------	--------------------

## 3mm Ganged Array LED CBI

	<a href="#">553-xxxx-0xxF</a>	0.1 (2.54mm)	0.800 (20.32mm)	0.175 (4.45mm)	Vertical 0.2 (5.08mm) Horizontal 0.2 (5.08mm)	<ul style="list-style-type: none"> <li>● G</li> <li>● Y</li> <li>● R</li> <li>● B</li> <li>● O</li> </ul>	Bi-Color
	<a href="#">553-xxxx-1xxF</a>	0.1 (2.54mm)	0.175 (4.45mm)	0.27 (6.86mm)	Vertical 0.2 (5.08mm)	<ul style="list-style-type: none"> <li>● R-● R</li> <li>● G-● G</li> <li>● G-● Y</li> <li>● Y-● G</li> <li>● Y-● Y</li> </ul>	Bi-Color
	<a href="#">553-xxxx-2xxF</a>	0.1 (2.54mm)	0.175 (4.45mm)	0.27 (6.86mm)	Vertical 0.2 (5.08mm)	<ul style="list-style-type: none"> <li>● G</li> <li>● Y</li> <li>● R</li> <li>● B</li> <li>● O</li> </ul>	Bi-Color

## 3mm High Density Narrow Bi-level LED CBI

	<a href="#">569-011x-x00F</a>	0.09 (2.29mm)	0.135 (3.43mm)	0.24 (6.10mm)	0.18 (4.57mm)	<ul style="list-style-type: none"> <li>● R</li> <li>● G</li> <li>● Y</li> <li>● O</li> <li>● B</li> </ul>	-
	<a href="#">569-010x-xxxF</a>	0.09 (2.29mm)	0.265 (6.73mm)	0.24 (6.10mm)	0.18 (4.57mm)	<ul style="list-style-type: none"> <li>● R</li> <li>● G</li> <li>● Y</li> <li>● O</li> <li>● B</li> </ul>	-

## 3mm Bi-Level Array LED CBI

	<a href="#">553-xxxx-306F</a>	0.1 (2.54mm)	1.205 (30.61mm)	0.2 (5.08mm)	Vertical 0.2 (5.08mm) Horizontal 0.2 (5.08mm)	<ul style="list-style-type: none"> <li>● R</li> <li>● G</li> <li>● Y</li> <li>● O</li> <li>● B</li> </ul>	Integral Resistor, 5V Low Current Bi-Color Reverse Polarity Non-Diffused
--	-------------------------------	-----------------	--------------------	-----------------	--	---	--

## 3mm Bi-Level LED CBI Backlighting

	<a href="#">553-22xx-100F</a>	0.1 (2.54mm)	0.175 (4.45mm)	0.27 (6.86mm)	0.2 (5.08mm)	<ul style="list-style-type: none"> <li>● R-● R</li> <li>● G-● G</li> <li>● G-● Y</li> <li>● Y-● G</li> <li>● Y-● Y</li> </ul>	Backlight
--	-------------------------------	-----------------	-------------------	------------------	-----------------	---	-----------

3mm	LED from PCB (a)	Housing mounts on x Pitch (b)	Front of housing to center of lead (c)	Distance between LEDs (d)	Available Colors	Additional Options
-----	------------------	-------------------------------	--	---------------------------	------------------	--------------------

## 3mm Tri-Level LED CBI

	<a href="#">564-0x00-xxxF</a>	0.1 (2.54mm)	0.175 (4.45mm)	0.175 (4.45mm)	0.2 (5.08mm)	<ul style="list-style-type: none"> <li>● R-● R-● R</li> <li>● R-● Y-● G</li> <li>● G-● G-● G</li> <li>● O-● O-● O</li> <li>● B-● B-● B</li> </ul>	Integral Resistor, 5V Low Current Bi-Color Blank Position
	<a href="#">564-2210-xxxF</a>	0.1 (2.54mm)	0.175 (4.45mm)	0.27 (6.86mm)	0.2 (5.08mm)	<ul style="list-style-type: none"> <li>● R</li> <li>● G</li> <li>● Y</li> </ul>	Backlight
	<a href="#">564-xx40-xxx4F</a>	0.1 (2.54mm)	0.775 (19.685mm)	0.27 (6.86mm)	Vertical 0.2 (5.08mm) Horizontal 0.2 (5.08mm)	<ul style="list-style-type: none"> <li>● R</li> <li>● G</li> <li>● Y</li> </ul>	-

## 3mm Quad-Level LED CBI


	<a href="#">568-0x0x-xxxF</a>	0.1 (2.54mm)	0.175 (4.45mm)	0.11 (2.79mm)	0.2 (5.08mm)	<ul style="list-style-type: none"> <li>● R-● R-● R-● R</li> <li>● G-● G-● G-● G</li> <li>● G-● Y-● G-● Y</li> <li>● Y-● G-● Y-● G</li> <li>● O-● O-● O-● O</li> <li>● B-● B-● B-● B</li> </ul>	Integral Resistor, 5V Low Current Backlight
	<a href="#">568-221x-xxxF</a>	0.1 (2.54mm)	0.175 (4.45mm)	0.245 (6.22mm)	0.2 (5.08mm)	<ul style="list-style-type: none"> <li>● R-● R-● R-● R</li> <li>● G-● G-● G-● G</li> <li>● G-● Y-● G-● Y</li> <li>● Y-● G-● Y-● G</li> <li>● B</li> </ul>	Backlight
	<a href="#">568-223x-xxxF</a>	0.1 (2.54mm)	0.175 (4.45mm)	0.245 (6.22mm)	Vertical 0.15 (3.81mm) Horizontal 0.15 (3.81mm)	<ul style="list-style-type: none"> <li>● R-● R-● R-● R</li> <li>● G-● G-● G-● G</li> <li>● Y-● Y-● Y-● Y</li> </ul>	Backlight Blank Position
	<a href="#">568-223x-xxx2F</a>	0.1 (2.54mm)	0.40 (10.16mm)	0.245 (6.22mm)	Vertical 0.15 (3.81mm) Horizontal 0.2 (5.08mm)	<ul style="list-style-type: none"> <li>● R-● R-● R-● R</li> <li>● G-● G-● G-● G</li> <li>● Y-● Y-● Y-● Y</li> </ul>	Backlight
	<a href="#">568-223x-xxx4F</a>	0.1 (2.54mm)	0.80 (20.32mm)	0.245 (6.22mm)	Vertical 0.15 (3.81mm) Horizontal 0.2 (5.08mm)	<ul style="list-style-type: none"> <li>● R-● R-● R-● R</li> <li>● G-● G-● G-● G</li> <li>● Y-● Y-● Y-● Y</li> </ul>	Backlight
	<a href="#">568-xx4x-xxx3F</a>	0.139 (3.53mm)	0.529 (13.44mm)	0.254 (6.45mm)	Vertical 0.2 (5.08mm) Horizontal 0.177 (4.5mm)	<ul style="list-style-type: none"> <li>● R-● R-● R</li> <li>● R-● Y-● G</li> <li>● G-● G-● G</li> </ul>	Integral Resistor, 5V Low Current, 2mA Bi-Color Tinted/Non-Diffused Backlight
	<a href="#">568-xx4x-xxx4F</a>	0.139 (3.53mm)	0.706 (17.93mm)	0.254 (6.45mm)	Vertical 0.2 (5.08mm) Horizontal 0.177 (4.5mm)	<ul style="list-style-type: none"> <li>● R-● R-● R-● R</li> <li>● G-● G-● G-● G</li> <li>● Y-● Y-● Y-● Y</li> </ul>	Integral Resistor, 5V Low Current, 2mA Bi-Color Tinted/Non-Diffused Backlight

4mm & Rectangular	LED from PCB (a)	Housing mounts on x Pitch (b)	Front of housing to center of lead (c)	Distance between LEDs (d)	Available Colors	Additional Options
-------------------	------------------	-------------------------------	--	---------------------------	------------------	--------------------


## 4mm LED CBI

	<a href="#">550-6x07F</a>	0.118 (3.00mm)	0.25 (6.35mm)	0.205 (5.21mm)	-	<ul style="list-style-type: none"> <li>● R</li> <li>● G</li> <li>● Y</li> </ul>	-
---	---------------------------	-------------------	------------------	-------------------	---	---	---


## 4mm Bi-Level LED CBI

	<a href="#">552-60xx-200F</a>	0.118 (3.00mm)	0.25 (6.35mm)	0.210 (5.334mm)	.232 (5.89mm)	<ul style="list-style-type: none"> <li>● R-● R</li> <li>● G-● G</li> <li>● G-● Y</li> <li>● Y-● G</li> <li>● Y-● Y</li> </ul>	Blank Position
---	-------------------------------	-------------------	------------------	--------------------	------------------	---	----------------


## 2mm x 4mm Rectangular Bi-Level LED CBI

	<a href="#">567-0xxxF</a>	0.125 (3.175mm)	0.250 (6.35mm)	0.220 (5.59mm)	0.250 (6.35mm)	<ul style="list-style-type: none"> <li>● R-● R</li> <li>● G-● G</li> <li>● G-● Y</li> <li>● Y-● G</li> <li>● Y-● Y</li> <li>(● R/● G)</li> </ul>	Bi-Color Blank Position
--	---------------------------	--------------------	-------------------	-------------------	-------------------	--	----------------------------



## 2mm x 4mm Quad Rectangular Bi-Level LED CBI

	<a href="#">567-0xxx-004F</a>	0.125 (3.175mm)	1.000 (25.4mm)	0.220 (5.59mm)	Vertical 0.250 (6.35mm)	<ul style="list-style-type: none"> <li>● R-● R</li> <li>● G-● G</li> <li>● G-● Y</li> <li>● Y-● G</li> <li>● Y-● Y</li> </ul>	Bi-Color Blank Position
					Horizontal 0.250 (6.35mm)		

## 2mm x 4mm Rectangular Quad-Level LED CBI

	<a href="#">568-0x2x-xxxF</a>	.100 (2.54mm)	0.200 (5.08mm)	0.291 (7.39mm)	.100 (2.54mm)	<ul style="list-style-type: none"> <li>● R-● R-● R-● R</li> <li>● G-● G-● G-● G</li> <li>● G-● Y-● G-● Y</li> <li>● Y-● G-● Y-● G</li> <li>● Y-● Y-● Y-● Y</li> </ul>	Bi-Color Blank Position
---	-------------------------------	------------------	-------------------	-------------------	------------------	---	----------------------------

## 2mm x 5mm Rectangular LED CBI

	<a href="#">566-xx06F</a>	0.15 (3.81mm)	0.16 (4.06mm)	0.3 (7.62mm)		<ul style="list-style-type: none"> <li>● R</li> <li>● G</li> <li>● Y</li> <li>● O</li> </ul>	-
	<a href="#">566-xx07F</a>	0.2 (5.08mm)	0.315 (8.00mm)	.380 (9.65mm)		<ul style="list-style-type: none"> <li>● R</li> <li>● G</li> <li>● Y</li> </ul>	Bi-Color



Rectangular & 5mm	LED from PCB (a)	Housing mounts on x Pitch (b)	Front of housing to center of lead (c)	Distance between LEDs (d)	Available Colors	Additional Options
-------------------	------------------	-------------------------------	--	---------------------------	------------------	--------------------

## 2.5mm x 7mm Rectangular LED CBI

	<a href="#">561-4x01-055F</a>	.550 (13.97mm) To top of LED	.200 (5.08mm) Side by side 0.400 (10.16 mm) End to End	-	-	<ul style="list-style-type: none"> <li><span style="color: red;">●</span> R</li> <li><span style="color: green;">●</span> G</li> <li><span style="color: yellow;">●</span> Y</li> </ul>	
	<a href="#">561-4x01-081F</a>	.810 (20.57mm) To top of LED	.200 (5.08mm) Side by side 0.400 (10.16 mm) End to End	-	-	<ul style="list-style-type: none"> <li><span style="color: red;">●</span> R</li> <li><span style="color: green;">●</span> G</li> <li><span style="color: yellow;">●</span> Y</li> </ul>	

## 5mm LED CBI

	<a href="#">550-xx10F</a>	0.118 (3.0 mm)	0.25 (6.35mm)	0.345 (8.76 mm)	-	<ul style="list-style-type: none"> <li><span style="color: green;">●</span> G</li> <li><span style="color: yellow;">●</span> Y</li> <li><span style="color: red;">●</span> R</li> <li><span style="color: blue;">●</span> B</li> </ul>	Backlight
	<a href="#">550-xx12F</a>	0.198 (5.03mm)	0.400 (10.16mm)	0.670 (17mm)	-	<ul style="list-style-type: none"> <li><span style="color: green;">●</span> G</li> <li><span style="color: yellow;">●</span> Y</li> <li><span style="color: red;">●</span> R</li> <li><span style="color: orange;">●</span> O</li> </ul>	(DIN 41494 compatible) Reverse Polarity
	<a href="#">561-xx0x-xxxF</a>	0.500 - 1.000 (12.7 – 25.4mm) To top of LED	0.285 (7.24mm)	-	-	<ul style="list-style-type: none"> <li><span style="color: green;">●</span> G</li> <li><span style="color: yellow;">●</span> Y</li> <li><span style="color: red;">●</span> R</li> <li><span style="color: orange;">●</span> O</li> <li><span style="color: blue;">●</span> B</li> <li><span style="color: white;">○</span> W</li> </ul>	Integral Resistor, 5V Low Current Bi-Color Super Bright/Water Clear Super Bright/Diffused Non-Tinted/Non-Diffused
	<a href="#">550-xx04F</a>	0.230 (5.84mm)	0.250 (6.35mm)	-	-	<ul style="list-style-type: none"> <li><span style="color: green;">●</span> G</li> <li><span style="color: yellow;">●</span> Y</li> <li><span style="color: red;">●</span> R</li> <li><span style="color: orange;">●</span> O</li> <li><span style="color: blue;">●</span> B</li> </ul>	Integral Resistor, 5V Low Current Bi-Color
	<a href="#">550-xx05F</a>	0.118 (3.0 mm)	0.250 (6.35mm)	0.205 (5.21mm)	-	<ul style="list-style-type: none"> <li><span style="color: green;">●</span> G</li> <li><span style="color: yellow;">●</span> Y</li> <li><span style="color: red;">●</span> R</li> <li><span style="color: orange;">●</span> O</li> <li><span style="color: blue;">●</span> B</li> </ul>	Integral Resistor, 5V Low Current Bi-Color
	<a href="#">550-xx07F</a>	0.118 (3.0 mm)	0.250 (6.35mm)	0.205 (5.21mm)	-	<ul style="list-style-type: none"> <li><span style="color: green;">●</span> G</li> <li><span style="color: yellow;">●</span> Y</li> <li><span style="color: red;">●</span> R</li> <li><span style="color: orange;">●</span> O</li> <li><span style="color: blue;">●</span> B</li> </ul>	Integral Resistor, 5V Low Current Bi-Color
	<a href="#">550-xx08F</a>	0.250 (6.35mm)	0.250 (6.35mm)	0.205 (5.21mm)	-	<ul style="list-style-type: none"> <li><span style="color: green;">●</span> G</li> <li><span style="color: yellow;">●</span> Y</li> <li><span style="color: red;">●</span> R</li> <li><span style="color: orange;">●</span> O</li> <li><span style="color: blue;">●</span> B</li> </ul>	Integral Resistor, 5V Low Current Bi-Color

5mm	LED from PCB (a)	Housing mounts on x Pitch (b)	Front of housing to center of lead (c)	Distance between LEDs (d)	Available Colors	Additional Options
-----	------------------	-------------------------------	--	---------------------------	------------------	--------------------

## 5mm 3-Leaded Bi-Color LED CBI

	<a href="#">550-3x05F</a>	0.141 (3.58mm)	0.300 (7.62mm)	0.19 (4.83mm)	-	<ul style="list-style-type: none"> <li><span style="color: red;">●</span>R/<span style="color: green;">●</span>G</li> <li><span style="color: yellow;">●</span>Y/<span style="color: green;">●</span>G</li> </ul>	Bi-Color
	<a href="#">550-3x09F</a>	0.15 (3.81mm)	0.3 (7.62mm)	0.285 (7.24mm)	-	<ul style="list-style-type: none"> <li><span style="color: red;">●</span>R/<span style="color: green;">●</span>G</li> <li><span style="color: yellow;">●</span>Y/<span style="color: green;">●</span>G</li> </ul>	Bi-Color

## 5mm 3-Leaded Bi-Color LED CBI, Offset Cathode

	<a href="#">550-3x07F</a>	0.118 (3.00mm)	0.25 (6.35mm)	0.205 (5.21mm)	-	<ul style="list-style-type: none"> <li><span style="color: red;">●</span>R/<span style="color: green;">●</span>G</li> <li><span style="color: yellow;">●</span>Y/<span style="color: green;">●</span>G</li> </ul>	Bi-Color
--	---------------------------	-------------------	------------------	-------------------	---	---	----------

## 5mm Dual LED CBI

	<a href="#">550-xx07-002F</a>	0.118 (3.00mm)	0.50 (12.7mm)	.205 (5.21mm)	0.25 (6.35mm)	<ul style="list-style-type: none"> <li><span style="color: green;">●</span>G</li> <li><span style="color: yellow;">●</span>Y</li> <li><span style="color: red;">●</span>R</li> <li><span style="color: orange;">●</span>O</li> </ul>	Integral Resistor, 5V Low Current Bi-Color
--	-------------------------------	-------------------	------------------	------------------	------------------	--	--

## 5mm Tri-Block LED CBI

	<a href="#">550-xx05-003F</a>	0.118 (3.00mm)	.75 (19.05mm)	.205 (5.21mm)	0.25 (6.35mm)	<ul style="list-style-type: none"> <li><span style="color: green;">●</span>G</li> <li><span style="color: yellow;">●</span>Y</li> <li><span style="color: red;">●</span>R</li> <li><span style="color: orange;">●</span>O</li> </ul>	-
--	-------------------------------	-------------------	------------------	------------------	------------------	--	---

5mm	LED from PCB (a)	Housing mounts on x Pitch (b)	Front of housing to center of lead (c)	Distance between LEDs (d)	Available Colors	Additional Options
-----	------------------	-------------------------------	--	---------------------------	------------------	--------------------

## 5mm Quad LED CBI

	<a href="#">550-xx04-004F</a>	0.23 (5.84mm)	1.00 (25.4mm)	-	0.25 (6.35mm)	<ul style="list-style-type: none"> <li>● G</li> <li>● Y</li> <li>● R</li> <li>● O</li> </ul>	Integral Resistor, 5V Low Current Bi-Color
	<a href="#">550-xx05-004F</a>	0.118 (3.00mm)	1.00 (25.4mm)	.205 (5.21mm)	0.25 (6.35mm)	<ul style="list-style-type: none"> <li>● G</li> <li>● Y</li> <li>● R</li> <li>● O</li> </ul>	Integral Resistor, 5V Low Current Bi-Color
	<a href="#">550-xx07-004F</a>	0.118 (3.00mm)	1.00 (25.4mm)	.205 (5.21mm)	0.25 (6.35mm)	<ul style="list-style-type: none"> <li>● G</li> <li>● Y</li> <li>● R</li> <li>● O</li> </ul>	Integral Resistor, 5V Low Current High Efficiency Tinted/Non-Diffused Super Bright/Diffused Super Bright/Water Clear Non-Tinted/Non-Diffused Bi-Color

## 5mm Bi-Level LED CBI

	<a href="#">552-0xxx F</a>	0.125 (3.18mm)	0.25 (6.35mm)	0.22 (5.59mm)	0.25 (6.36mm)	<ul style="list-style-type: none"> <li>● G</li> <li>● Y</li> <li>● R</li> <li>● O</li> </ul>	Integral Resistor, 5, 12V Low Current Bi-Color
	<a href="#">552-35xx F</a>	0.125 (3.18mm)	0.3 (7.62mm)	0.32 (8.13mm)	0.25 (6.35mm)	<ul style="list-style-type: none"> <li>● R/● G</li> <li>● Y/● G</li> </ul>	Integral Resistor, 5V Low Current High Efficiency Tinted/Non-Diffused Super Bright/Diffused Super Bright/Water Clear Non-Tinted/Non-Diffused Bi-Color
	<a href="#">552-22xx-100F</a>	0.125 (3.18mm)	0.25 (6.35mm)	0.345 (8.76mm)	0.25 (6.35mm)	<ul style="list-style-type: none"> <li>● R-● R</li> <li>● G-● G</li> <li>● G-● Y</li> <li>● Y-● G</li> <li>● Y-● Y</li> </ul>	Integral Resistor, 5V Low Current High Efficiency Tinted/Non-Diffused Super Bright/Diffused Super Bright/Water Clear Non-Tinted/Non-Diffused Bi-Color Backlight

## 5mm 4-Leaded Tri-Color R/G/B LED CBI

	<a href="#">550-4013F</a>	0.165 (4.19mm)	0.3 (7.62mm)	0.2 (5.08mm)	-	<ul style="list-style-type: none"> <li>● R</li> <li>● G</li> <li>● B</li> </ul>	Tri-color RGB Protruding
	<a href="#">550-4014F</a>	0.165 (4.19mm)	0.3 (7.62mm)	0.4 (10.16mm)	-	<ul style="list-style-type: none"> <li>● R</li> <li>● G</li> <li>● B</li> </ul>	Tri-color RGB Backlight



550, 551, 552, 553, 555, 561, 564, 566, 567, 568, 569, 570 & 571 SERIES

## CBI<sup>®</sup> Through Hole Discrete & Housed LEDs

*The widest variety of configurations including:*

- Right angle, vertical & horizontal arrays in single, bi, tri and quad blocks
- 2mm, 3mm, 4mm, 5mm & Rectangular LEDs
- Perfect for direct view or backlighting applications
- Single & bi-color, diffused, water-clear, tinted, super-bright & high efficiency
- Over 2500 variations, with custom LED placement available
- All visible colors of the spectrum available (from blue to red)



597, 598 & 599 SERIES

## microLED<sup>®</sup> Surface Mount LEDs

*Ten different package sizes including:*

- 0402, 0404, 0603, 0606, 0805, 1206, 1208, 1210, 1515, 2827, 3528 / PLCC & 3735
- Single color, bi color, tri color in top, right angle, and reverse mount LED configurations.
- Latest AlInGaP & InGaN technology
- Cost competitive pricing



591, 592, 593, 594, 595 & 596 SERIES

## Prism<sup>®</sup> Series Right Angle SMDs

- Fully SMD process compliant part (taped and reeled / pick and place / reflow oven compatible)
- 1.6mm, 2mm & 3mm LEDs
- Can withstand higher temp RoHS solder process and eliminates need for secondary optics or separate process
- Available in standard and low current versions
- Available with square or round lens
- Packaged in single, bi & tri level configurations



515 SERIES

## Optopipe<sup>®</sup> Light Pipes for use with microLED<sup>®</sup> SMDs

- Light pipes act as a conduit for directing light from LED to front panel viewing
- For PCB and panel mount press-fit mounting
- Right angle and vertical versions available in more than 400 sizes and shapes
- Provides ESD protection, operating / storage temperature -30°C to +100°C
- Allows edge lighting around components such as SFP assemblies and RJ45 jacks
- UL 94V-0 Compliant



249, 507, 556, 557, 558, 559, 605, 606, 607, 608, 609, 610, 612, 620, 621, 622, 623, 630, 653, 654, 655, 656, 657, 658, 675, 676, 677, 678, 679, 680 & 682 SERIES

## LED Panel Mount Indicators Plastic & Metal Housings

- Incorporating the latest LED technology in a tamper-proof metal housing enclosures
- Variety of mounting hole diameters from 0.156" (3.9mm) - 1.18" (30 mm)
- Operating voltages 2-72 VDC, 125 and 230 VAC
- Some feature a water-tight seal to NEMA 4X / IP66/67 and daylight viewability
- Available in: red, green, yellow, orange, blue, cyan and white
- 556 & 656 series are UL certified
- RoHS compliant, some with 6C exemptions
- All metal and some plastic housing use lock washer and nut for secure mounting while our 558, 559 and some 600 series use a snap-in plastic housing



585 & 586 SERIES

## Based LED Bulbs

- Replaces traditional miniature incandescent bulbs with rugged long-lasting and energy-efficient LEDs
- Base styles including: T 1 3/4 Midget Flange, Wedge Base and Bi-Pin, T 3 1/4 Mini-Bayonet and Mini-Screw, T2 Telephone Slide and 15mm Bayonet
- Voltages from 6, 14 and 28 VDC, 6-36 VDC multi-voltage operation and 125 VAC with non-polarized versions available
- Colors include: red, green, yellow, blue and white while our 558, 559 and some 600 series use a snap-in plastic housing



## Military & Relampable Panel Mount Indicators

- Military - LH, LC and MS designations and QPL listed
- Incandescent or neon, designed to mount into 15/32", 11/16" and 1" clearance holes
- Feature water-tight and oil-tight, edge lighting, press-to-test, and dimmable semi or total blackout
- Consult Dialight's Military Cross Reference for specific part number
- Commercial - Incandescent or neon indicators UL recognized designed to mount into 15/32", 11/16" and 1" clearance holes
- Lenses are available in flat, dome, torpedo and faceted



[www.dialightsignalsandcomponents.com](http://www.dialightsignalsandcomponents.com)